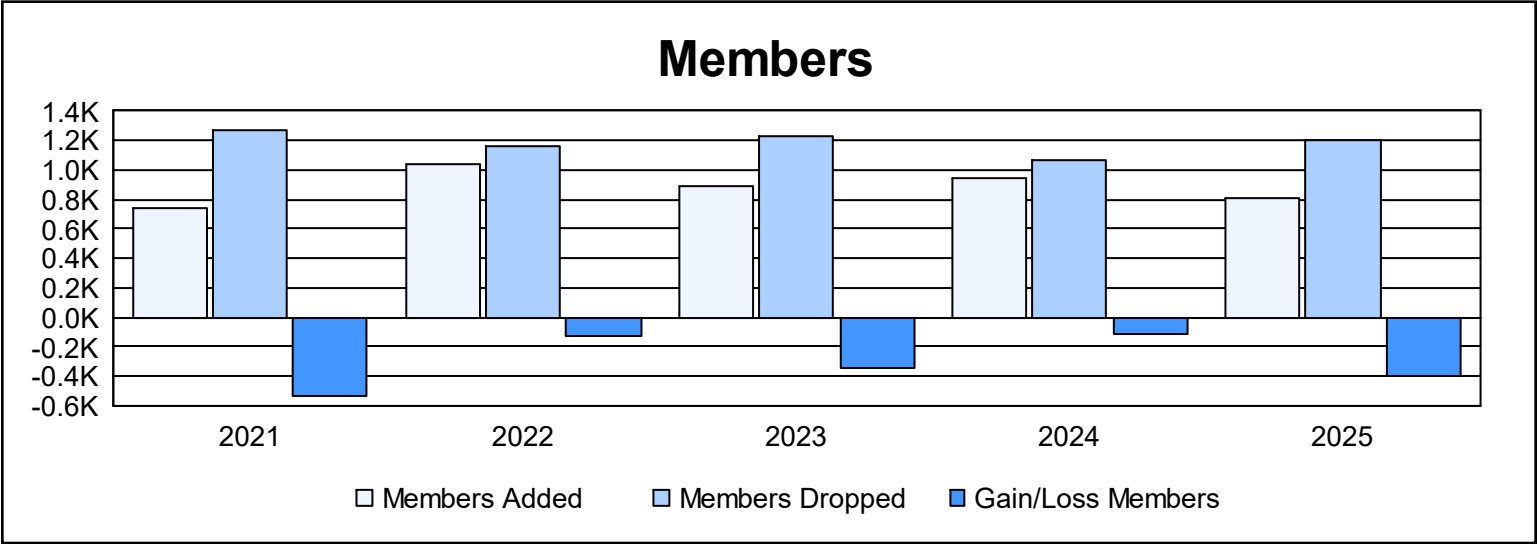
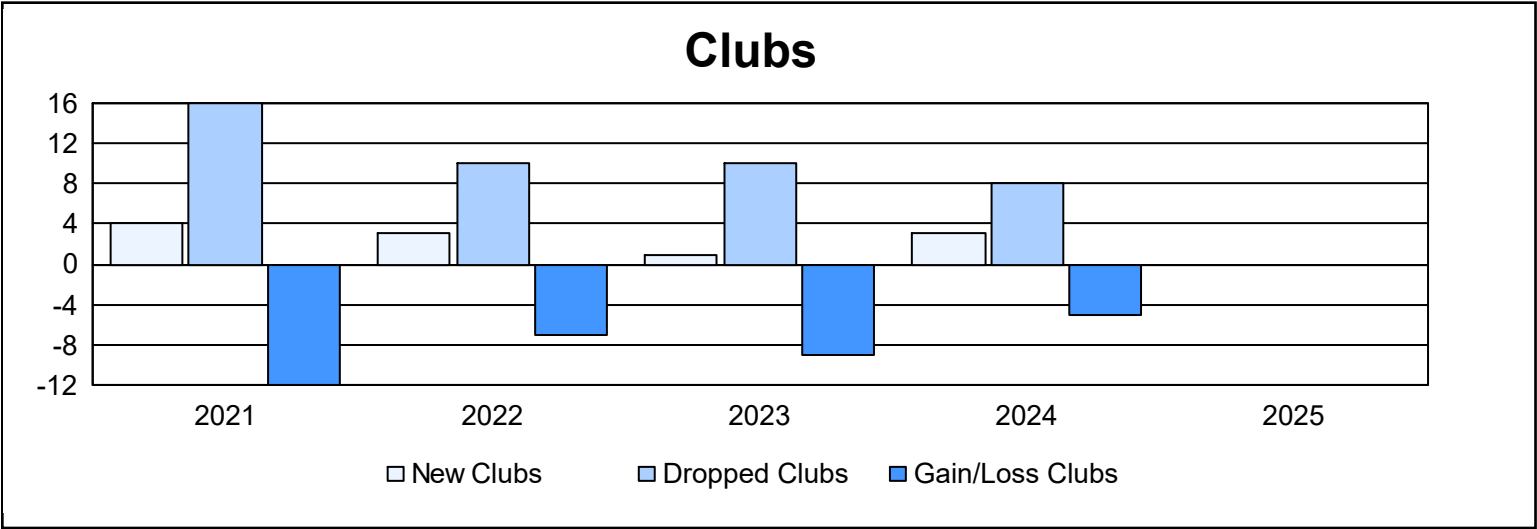
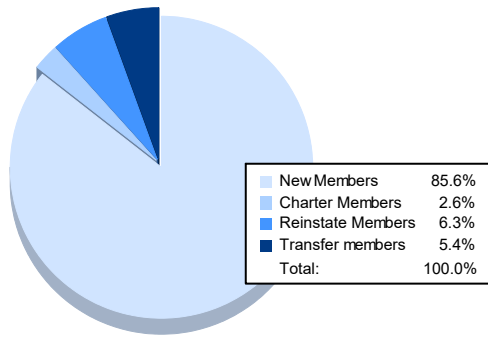


Year	New Clubs	Dropped Clubs	Gain/ Loss Clubs	New Members	Charter Members	Reinstate Members	Transfer Members	Total Member Added	Total Members Dropped	Gain/ Loss Members
2020-2021	4	16	-12	537	103	34	69	743	1,271	-528
2021-2022	3	10	-7	857	89	46	48	1,040	1,163	-123
2022-2023	1	10	-9	759	35	52	43	889	1,227	-338
2023-2024	3	8	-5	766	97	30	58	951	1,066	-115
2024-2025				692	21	51	44	808	1,203	-395
Average	3	11	-8	722	69	43	52	886	1,186	-300



Membership Composition June 2025 Cumulative



Gender Composition June 2025 Cumulative

